

NP  
**Nail Plate**

*Nail plates are used to connect two or more timber members together. They are available in a variety of sizes.*

## Features

### Material

- Pre-galvanised mild steel. Grade S250GD

### Benefits

- Versatility of applications
- Can be bent on site

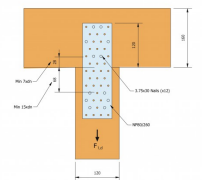
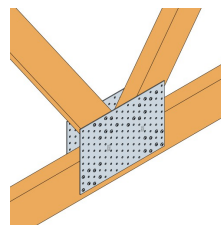

## Applications

### Header member

- **Supporting member:** solid wood, glued-laminated wood, composite lumber, etc.
- **Supported member:** solid wood, glued-laminated wood, composite lumber, triangular trusses, profiles.

### Applications

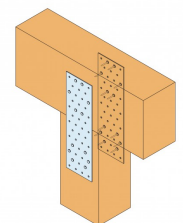
- Post/beam connection
- Jointing
- Repairs
- Assemblies requiring a special bending on site, etc



NP



NP

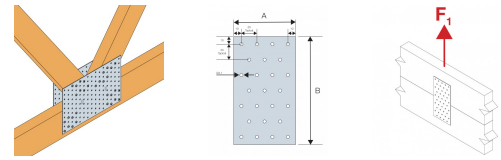


NP  
**Nail Plate**

## **Technical Data**

## NP Nail Plate

### Dimensions and characteristic values



References	Dimensions and drill holes [mm]			Holes		Characteristic Capacities [kN]
	A	B	Thickness	Qty	Diameter	$R_{1,k}$
NP15/40/120	40	120	1.5	9	Ø5	min (n x R <sub>lat,k</sub> ; 13.4/kmod)
NP15/80/140	80	140	1.5	25	Ø5	min (n x R <sub>lat,k</sub> ; 26.7/kmod)
NP15/80/180	80	180	1.5	32	Ø5	min (n x R <sub>lat,k</sub> ; 26.7/kmod)
NP15/80/200	80	200	1.5	35	Ø5	min (n x R <sub>lat,k</sub> ; 26.7/kmod)
NP15/80/220	80	220	1.5	39	Ø5	min (n x R <sub>lat,k</sub> ; 26.7/kmod)
NP15/80/260	80	260	1.5	46	Ø5	min (n x R <sub>lat,k</sub> ; 26.7/kmod)
NP15/100/140	100	140	1.5	32	Ø5	min (n x R <sub>lat,k</sub> ; 33.4/kmod)
NP15/100/200	100	200	1.5	45	Ø5	min (n x R <sub>lat,k</sub> ; 33.4/kmod)
NP15/100/240	100	240	1.5	54	Ø5	min (n x R <sub>lat,k</sub> ; 33.4/kmod)
NP15/100/300	100	300	1.5	68	Ø5	min (n x R <sub>lat,k</sub> ; 33.4/kmod)
NP15/140/180	140	180	1.5	59	Ø5	min (n x R <sub>lat,k</sub> ; 46.8/kmod)
NP15/140/200	140	200	1.5	65	Ø5	min (n x R <sub>lat,k</sub> ; 46.8/kmod)
NP15/140/260	140	260	1.5	85	Ø5	min (n x R <sub>lat,k</sub> ; 46.8/kmod)
NP15/160/340	160	340	1.5	128	Ø5	min (n x R <sub>lat,k</sub> ; 53.5/kmod)
NP15/200/260	200	260	1.5	124	Ø5	min (n x R <sub>lat,k</sub> ; 66.8/kmod)
NP15/220/300	220	300	1.5	158	Ø5	min (n x R <sub>lat,k</sub> ; 73.5/kmod)
NP20/40/120	40	120	2	9	Ø5	min (n x R <sub>lat,k</sub> ; 17.8/kmod)
NP20/40/160	40	160	2	12	Ø5	min (n x R <sub>lat,k</sub> ; 17.8/kmod)
NP20/40/200	40	200	2	15	Ø5	min (n x R <sub>lat,k</sub> ; 17.8/kmod)
NP20/50/200	50	200	2	20	Ø5	min (n x R <sub>lat,k</sub> ; 23.8/kmod)
NP20/60/140	60	140	2	18	Ø5	min (n x R <sub>lat,k</sub> ; 26.7/kmod)
NP20/80/200	80	200	2	35	Ø5	min (n x R <sub>lat,k</sub> ; 35.6/kmod)
NP20/80/240	80	240	2	42	Ø5	min (n x R <sub>lat,k</sub> ; 35.6/kmod)
NP20/80/300	80	300	2	53	Ø5	min (n x R <sub>lat,k</sub> ; 35.6/kmod)
NP20/100/140	100	140	2	32	Ø5	min (n x R <sub>lat,k</sub> ; 44.6/kmod)
NP20/100/200	100	200	2	45	Ø5	min (n x R <sub>lat,k</sub> ; 44.6/kmod)
NP20/100/240	100	240	2	54	Ø5	min (n x R <sub>lat,k</sub> ; 44.6/kmod)
NP20/100/260	100	260	2	59	Ø5	min (n x R <sub>lat,k</sub> ; 44.6/kmod)
NP20/100/300	100	300	2	68	Ø5	min (n x R <sub>lat,k</sub> ; 44.6/kmod)
NP20/100/400	100	400	2	89	Ø5	min (n x R <sub>lat,k</sub> ; 44.6/kmod)
NP20/100/500	100	500	2	112	Ø5	min (n x R <sub>lat,k</sub> ; 44.6/kmod)
NP20/120/200	120	200	2	55	Ø5	min (n x R <sub>lat,k</sub> ; 53.5/kmod)
NP20/120/240	120	240	2	66	Ø5	min (n x R <sub>lat,k</sub> ; 53.5/kmod)
NP20/120/260	120	260	2	72	Ø5	min (n x R <sub>lat,k</sub> ; 53.5/kmod)
NP20/120/300	120	300	2	83	Ø5	min (n x R <sub>lat,k</sub> ; 53.5/kmod)
NP20/120/400	120	400	2	110	Ø5	min (n x R <sub>lat,k</sub> ; 53.5/kmod)
NP20/140/400	140	400	2	130	Ø5	min (n x R <sub>lat,k</sub> ; 62.4/kmod)
NP20/160/300	160	300	2	113	Ø5	min (n x R <sub>lat,k</sub> ; 71.3/kmod)
NP20/160/400	160	400	2	150	Ø5	min (n x R <sub>lat,k</sub> ; 71.3/kmod)
NP20/200/300	200	300	2	200	Ø5	min (n x R <sub>lat,k</sub> ; 89.1/kmod)

With  
n: the number of nails  
R<sub>lat,k</sub> : Shear capacity of the fastener

# Technical data sheet



NP  
Nail Plate

References	Dimensions and drill holes [mm]			Holes		Characteristic Capacities [kN]
	A	B	Thickness	Qty	Diameter	$R_{1,k}$
NP20/200/400	200	400	2	250	Ø5	$\min (n \times R_{lat,k} ; 89.1/kmod)$
NP20/350/40	350	40	2	34	Ø5	-

With

n: the number of nails

$R_{lat,k}$  : Shear capacity of the fastener

NP  
Nail Plate

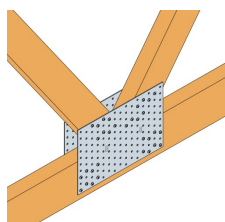
## Installation

### Fixing

- CNA nails Ø4.0
- CSA screws Ø5.0

### Installation

- Use all specified fasteners



*Attaching wood rafters and square butting rafters.*

