

Load Class classification







Channel drainage products are certified and CE marked to BS EN 1433:2002 – Drainage channels for vehicular and pedestrian areas. Within this standard products are tested to their load bearing strength – a load class.


Load classes range from A 15 to F 900 and cover all types of applications, from pedestrian only areas to heavier duty areas such as aircraft runways.

These are the six load classes recognised in BS EN 1433:2002.

Note: Load classification is not representative of a static weight loading

A drainage channel will experience a multitude of forces over its lifetime, for example compression, tension and torsion. Because of this it is imperative that the correct load class requirements are taken into account when specifying which channel is required.

Class	EN 1433	Typical uses
	A 15	Pedestrian, cycleways, minimally trafficked areas (light domestic vehicles only).
	B 125	Pedestrian precincts, light vehicles, private car parks and drives.
	C 250	Parking areas, service stations (cars) and slow-moving light commercial vehicles.
	D 400	Public Highways, parking areas for all types of vehicles.
	E 600	Industrial areas, heavy wheel loads, slow-moving HGV's and forklifts, service stations.
	F 900	Airport runways, very heavy industrial and military installations, service yards and lorry parks.



If you require any further Load Class advice please contact the ACO Water Management Design Services Team on 01462 816666, or email at technical@aco.co.uk

 **A 15**

Building + Landscape

Pedestrian, cycleways, minimally trafficked areas (light domestic vehicles only)

The Building + Landscape range is tailored to the demands of residential developments. Easy to use and install, products have finish options that both complement and enhance the aesthetic qualities of any domestic property.



To visualise your garage threshold, patio or driveway [click here](#)

	HexDrain	RainDrain	HexDrain Brickslot	Threshold Drain
				
	VIEW ONLINE	VIEW ONLINE	VIEW ONLINE	VIEW ONLINE
GRATING CHOICE	 WIDE	 WIDE	 INCORPORATED	 INCORPORATED
RECOMMENDED GRATE/RAIL	Supplied complete with black plastic grating	Supplied complete with galvanised steel grating	Supplied complete with black plastic grating	Supplied complete with silver or black aluminium grating
OTHER OPTIONS	A range of Complete the Look gratings are also available	A range of Complete the Look gratings are also available	N/A	N/A

DoorWay Drain




	VIEW ONLINE
GRATING CHOICE	 INCORPORATED
RECOMMENDED GRATE/RAIL	Supplied complete with two piece stainless steel grating
OTHER OPTIONS	N/A

A 15









Civils + Infrastructure





Pedestrian, cycleways, minimally trafficked areas (light domestic vehicles only)

These product ranges are easy to use and install, can be used in a variety of light duty applications.



To view our wide choice of gratings explore the [ACO Visualiser tool](#) and select pedestrian landscapes

	Slimline	Multiline Sealin	MultiDrain MD	MultiDrain PPD
				
	VIEW ONLINE	VIEW ONLINE	VIEW ONLINE	VIEW ONLINE
GRATING CHOICE	 INCORPORATED	 WIDE	 WIDE	 WIDE
RECOMMENDED GRATE/RAIL	One piece unit with polymer concrete slot	Grating to be ordered separately	Grating to be ordered separately	Grating to be ordered separately
OTHER OPTIONS	N/A	A wide range of A 15 or higher load class gratings available	A wide range of A 15 or higher load class gratings available	A wide range of A 15 or higher load class gratings available


	MonoDrain	Qmax
		
	VIEW ONLINE	VIEW ONLINE
GRATING CHOICE	 INCORPORATED	 WIDE
RECOMMENDED GRATE/RAIL	Monocast channel, no grate required	Supplied complete with a choice of edge rails
OTHER OPTIONS	Available in black, grey and natural	Many options available

B 125


Building + Landscape

Pedestrian precincts, light vehicles, private car parks and drives

The Building + Landscape range is tailored to the demands of residential developments. Easy to use and install, products have finish options that both complement and enhance the aesthetic qualities of any domestic property.




To visualise your garage threshold, patio or driveway [click here](#)

	HexDrain B 125	RainDrain B 125	RainDrain Brickslot B 125	Eyeleds
				
	VIEW ONLINE	VIEW ONLINE	VIEW ONLINE	VIEW ONLINE
GRATING CHOICE	 WIDE	 INCORPORATED	 INCORPORATED	 INCORPORATED
RECOMMENDED GRATE/RAIL	Supplied complete with black plastic grating	Supplied complete with cast iron grating	Supplied complete with galvanised steel brickslot grating	Supplied complete with black composite grating
OTHER OPTIONS	N/A	N/A	N/A	N/A

DoorWay Drain



	VIEW ONLINE
GRATING CHOICE	 INCORPORATED
RECOMMENDED GRATE/RAIL	Supplied complete with two piece stainless steel grating
OTHER OPTIONS	N/A

B 125









Civils + Infrastructure

Pedestrian precincts, light vehicles, private car parks and drives

ACO Civils + Infrastructure range provides customers with a package of integrated systems suitable for use across the entire spectrum of civil engineering projects. From commercial car parks to Crossrail and the Tate modern, from Motorway infrastructure to SuDs in supermarkets, ACO have a range of innovative solutions for surface water management.



To view our wide choice of gratings explore the [ACO Visualiser tool](#) and select pedestrian landscapes

	Slimline	Multiline Sealin	MultiDrain MD	MultiDrain PPD
				
	VIEW ONLINE	VIEW ONLINE	VIEW ONLINE	VIEW ONLINE
GRATING CHOICE	 INCORPORATED	 WIDE	 WIDE	 WIDE
RECOMMENDED GRATE/RAIL	One piece unit with polymer concrete slot	Grating to be ordered separately	Grating to be ordered separately	Grating to be ordered separately
OTHER OPTIONS	N/A	A wide range of B 125 or higher load class gratings available	A wide range of B 125 or higher load class gratings available	A wide range of B 125 or higher load class gratings available

	MonoDrain	Qmax
		
	VIEW ONLINE	VIEW ONLINE
GRATING CHOICE	 INCORPORATED	 WIDE
RECOMMENDED GRATE/RAIL	Monocast channel, no grate required	Supplied complete with a choice of edge rails
OTHER OPTIONS	Available in black, grey and natural	Many options available

C 250





Building + Landscape

Parking areas, service stations (cars) and slow-moving light commercial vehicles

These product ranges are easy to use and install, can be used in a variety of light to medium duty applications.



To visualise your garage threshold, patio or driveway [click here](#)

	HexDrain Pro	CivicDrain
		
	VIEW ONLINE	VIEW ONLINE
GRATING CHOICE	 INCORPORATED	 INCORPORATED
RECOMMENDED GRATE/RAIL	Supplied complete with black composite Heelguard grating	Supplied complete with black composite grating
OTHER OPTIONS	N/A	N/A

C 250









Civils + Infrastructure





Parking areas, service stations (cars) and slow-moving light commercial vehicles

ACO Civils + Infrastructure range provides customers with a package of integrated systems suitable for use across the entire spectrum of civil engineering projects. From commercial car parks to Crossrail and the Tate modern, from Motorway infrastructure to SuDs in supermarkets, ACO have a range of innovative solutions for surface water management.



To view our wide choice of gratings explore the [ACO Visualiser tool](#) and select pedestrian landscapes

	Slimline	Multiline Sealin	MultiDrain MD	MultiDrain PPD
				
	VIEW ONLINE	VIEW ONLINE	VIEW ONLINE	VIEW ONLINE
GRATING CHOICE	 INCORPORATED	 WIDE	 WIDE	 WIDE
RECOMMENDED GRATE/RAIL	One piece unit with polymer concrete slot	Grating to be ordered separately	Grating to be ordered separately	Grating to be ordered separately
OTHER OPTIONS	N/A	A wide range of C 250 or higher load class gratings available	A wide range of C 250 or higher load class gratings available	A wide range of C 250 or higher load class gratings available

	MonoDrain	Qmax
		
	VIEW ONLINE	VIEW ONLINE
GRATING CHOICE	 INCORPORATED	 WIDE
RECOMMENDED GRATE/RAIL	Monocast channel, no grate required	Supplied complete with a choice of edge rails
OTHER OPTIONS	Available in black, grey and natural	Many options available









D 400 - Non carriageways








Civils + Infrastructure

Parking areas for all types of vehicles, eg. car parks accessible to large trucks, entrances to car park areas, drives used by larger vehicles - drives in front of schools. Public areas access by emergency service and refuse trucks. **Not suitable for carriageways of motorways or highways**



To view our wide choice of gratings explore the [ACO Visualiser tool](#) and select mixed use landscapes, or industrial landscapes

	Multiline Sealin	MultiDrain MD	MultiDrain PPD	LightPoint
				
	VIEW ONLINE	VIEW ONLINE	VIEW ONLINE	VIEW ONLINE
GRATING CHOICE	 WIDE	 WIDE	 WIDE	 INCORPORATED
RECOMMENDED GRATE/RAIL	Grating to be ordered separately	Grating to be ordered separately	Grating to be ordered separately	Ductile Iron grating for use with spotlights
OTHER OPTIONS	A wide range of D 400 gratings available	A wide range of D 400 gratings available	A wide range of D 400 gratings available	

	MonoDrain	KerbDrain	S Range	Qmax
				
	VIEW ONLINE	VIEW ONLINE	VIEW ONLINE	VIEW ONLINE
GRATING CHOICE	 INCORPORATED	N/A	 SMALL	 WIDE
RECOMMENDED GRATE/RAIL	Monocast channel, no grate required	Monocast channel, no grate required	S100 gratings sold separately, larger channels supplied with gratings	Supplied complete with a choice of edge rails
OTHER OPTIONS	Available in black, grey and natural	SP or HB depending on location	RD or SD	Many options available

D 400 - Carriageways








Civils + Infrastructure

Public highways, parking areas for all types of vehicles, distribution yards

ACO Civils + Infrastructure range provides customers with a package of integrated systems suitable for use across the entire spectrum of civil engineering projects. From commercial car parks to Crossrail and the Tate modern, from Motorway infrastructure to SuDs in supermarkets, ACO have a range of innovative solutions for surface water management.



To view our wide choice of gratings explore the [ACO Visualiser tool](#) and select industrial landscapes

	KerbDrain	RoadDrain	H Range	Qmax
				
	VIEW ONLINE	VIEW ONLINE	VIEW ONLINE	VIEW ONLINE
GRATING CHOICE	N/A	 INCORPORATED	 INCORPORATED	 WIDE
RECOMMENDED GRATE/RAIL	Monocast channel, no grate required	Monocast channel, no grate required	Monocast channel, no grate required	Supplied complete with a choice of edge rails
OTHER OPTIONS	SP or HB depending on location	N/A	RD or SD	Many options available

E 600









Civils + Infrastructure

Industrial areas, heavy wheel loads, slow-moving HGV's and forklifts, service stations

ACO Civils + Infrastructure range provides customers with a package of integrated systems suitable for use across the entire spectrum of civil engineering projects. From commercial car parks to Crossrail and the Tate modern, from Motorway infrastructure to SuDs in supermarkets, ACO have a range of innovative solutions for surface water management.



To view our wide choice of gratings explore the [ACO Visualiser tool](#) and select industrial landscapes

	RoadDrain	H Range	S Range*	Qmax
				
	VIEW ONLINE	VIEW ONLINE	VIEW ONLINE	VIEW ONLINE
GRATING CHOICE	 INCORPORATED	 INCORPORATED	 SMALL	 WIDE
RECOMMENDED GRATE/RAIL	Monocast channel, no grate required	Monocast channel, no grate required	S100 gratings sold separately, larger channels supplied with gratings	Supplied complete with a choice of edge rails
OTHER OPTIONS	N/A	RD or SD	N/A	Many options available

*Not suitable for carriageways of motorways or highways

F 900









Civils + Infrastructure

Airport runways, very heavy industrial and military installations, service yards and lorry parks

ACO Civils + Infrastructure range provides customers with a package of integrated systems suitable for use across the entire spectrum of civil engineering projects. From commercial car parks to Crossrail and the Tate modern, from Motorway infrastructure to SuDs in supermarkets, ACO have a range of innovative solutions for surface water management.



To view our wide choice of gratings explore the [ACO Visualiser tool](#) and select industrial landscapes or highways

	RoadDrain	H Range	S Range*	Qmax
				
	VIEW ONLINE	VIEW ONLINE	VIEW ONLINE	VIEW ONLINE
GRATING CHOICE	 INCORPORATED	 INCORPORATED	 SMALL	 WIDE
RECOMMENDED GRATE/RAIL	Monocast channel, no grate required	Monocast channel, no grate required	S100 gratings sold separately, larger channels supplied with gratings	Supplied complete with a choice of edge rails
OTHER OPTIONS	N/A	RD only	Slotted, Heelguard or Solid	Many options available



If you require any further Load Cass advice please contact the ACO Water Management Design Services Team on 01462 816666, or email at technical@aco.co.uk

*Not suitable for carriageways of motorways or highways